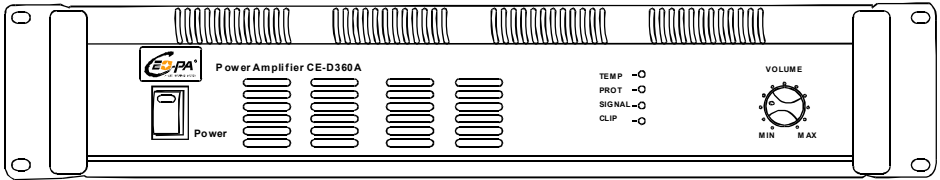




User Manual

Power Amplifier
CE-D360A/D460A/D660A



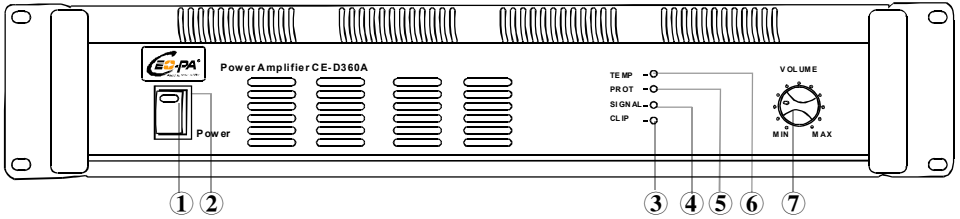
CE-D360A/D460A/D660A Power Amplifier

User Manual

Features

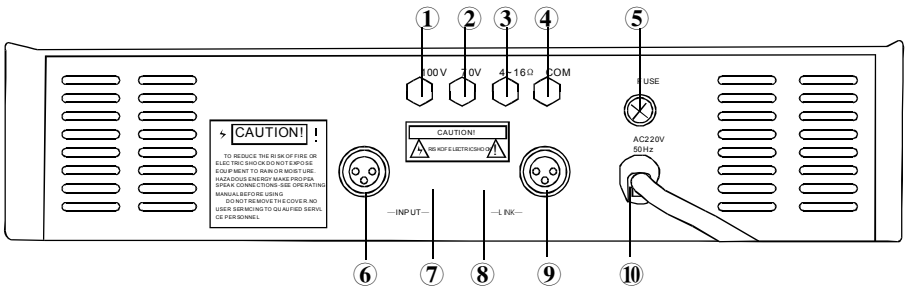
- Transformer isolated 100V, 70V and 4 Ohm speaker outputs.
- 5 LED indicator for status display.
- XLR socket and RCA jack for link convenient.
- Output short circuit protection & display.

Front panel



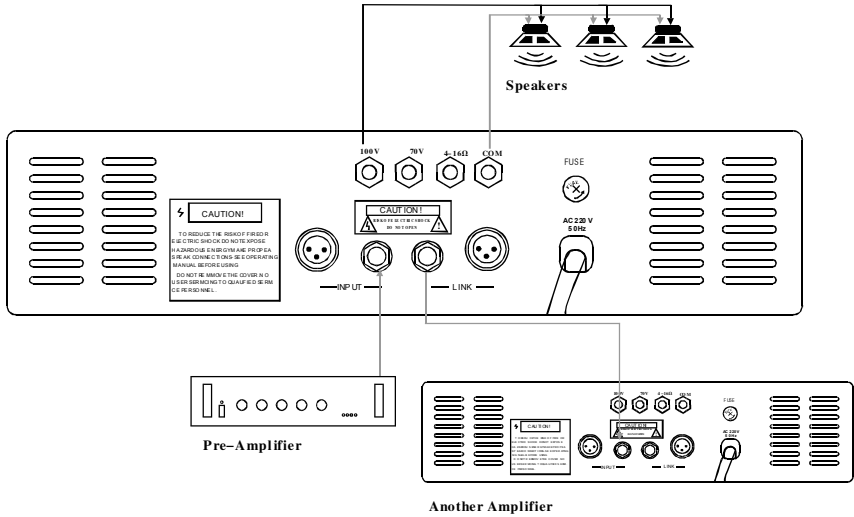
- | | |
|----------------------------------------------------------------------------------------------------------------------------------------------------------------------------------------------------------------------------------------------------------------------------------------|----------------------------------------------------------------------------------------------------------------------------------------------------------------------------------------------------------|
| <ol style="list-style-type: none"> 1. AC power switch 2. POWER LED indicator 3. CLIP LED indicator (Please reduce the gain to prevent clip distortion when this LED indicator is light for long time) 4. SIGNAL LED indicator (Output level) | <ol style="list-style-type: none"> 5. PROT LED indicator (DC or output short circuit indicator) 6. TEMP LED indicator (high temperature indicator) 7. Volume controller |
|----------------------------------------------------------------------------------------------------------------------------------------------------------------------------------------------------------------------------------------------------------------------------------------|----------------------------------------------------------------------------------------------------------------------------------------------------------------------------------------------------------|

Rear panel



- | | |
|---------------------------------------------------------------------------------------------------------------------------------------------------------------------|--------------------------------------------------------------------------------------------------------------------------------------------------------------------------|
| <ol style="list-style-type: none"> 1. 100V output 2. 70V output 3. 4 ~ 16 Ω output 4. COM output 5. 220V AC fuse | <ol style="list-style-type: none"> 6. XLR input 7. RCA jack input 8. RCA jack link 9. XLR link 10. 220V AC power cord |
|---------------------------------------------------------------------------------------------------------------------------------------------------------------------|--------------------------------------------------------------------------------------------------------------------------------------------------------------------------|

Connection



Input Connection: Input connections are made via either the XLR socket (Figure 1) or RCA jack on the rear panel of the amplifier.

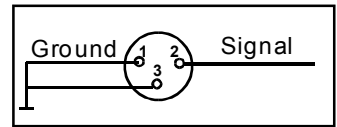


Figure 1 XLR socket

Output Connection: Load can be connected using banana plugs or spade lugs. A black output terminal is considered as “COM” , while the three red output terminals are considered as “hot” , and the voltage is about 38V (different from the model) , 70V, and 100V.

Notes : Never connect the “hot” terminals together. When connecting load (speakers) , it is better to use one pair of output terminals only. If the PROT Led goes on steadily while power has been turned on and signal has been fed, there must be a trouble of output short circuit. Please turn the amplifier off and correct the trouble then turn it on again.

Operation Notes

Make sure the AC voltage is correct and same as that printed on the rear of the amplifier.

Make sure the power switch is off before making any input or output connections.

After connecting input and output, must make sure turn down to the minimum volume before power on to prevent the speakers damaged

The output terminals of amplifier can not connect to other equipment as the power supply


The amplifier should be placed on the ventilated, waterproof place,

not to splash the water into amplifier

Specifications

Model	CE-D360A	CE-D460A	CE-D660A
Rated Power	360W	460W	660W
Input Sensitivity	750mV-850mV		
S/N Ratio	>70db		
Frequency Response	60Hz-15KHz		
Power	AC200~240V, 50/60Hz		
THD	≤2% (80Hz-12.5KHz)		
	≤2% (Under rated condition, 80Hz-12.5KHz)		
	≤4% (1/100 Rated power output, 80Hz-12.KHz)		
Indicators	Power, Clip, Signal, Prot and Temp LEDs.		
Cooling	12V DC Fan		
Protection	High temperature, DC voltage & Output Short Circuit.		
Dimensions	89mm × 483mm × 366mm		
Power Consumption	0.75KVA	0.85KVA	1.1KVA
Net Weight	16kg	19kg	20kg
Gross Weight	17kg	20kg	21kg

Specifications are subject to change without notice.



CAUTION:Do not open the equipment cover arbitrarily, so as not to electric shock.Please contact the professionals to maintain if necessary .

CEOPA corporation
www.ceopa.com