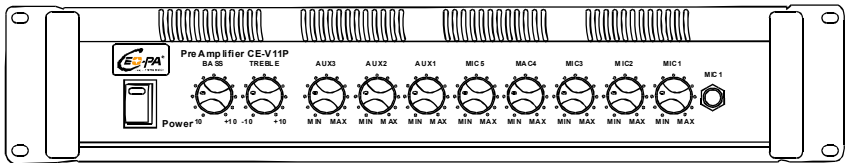




User Manual

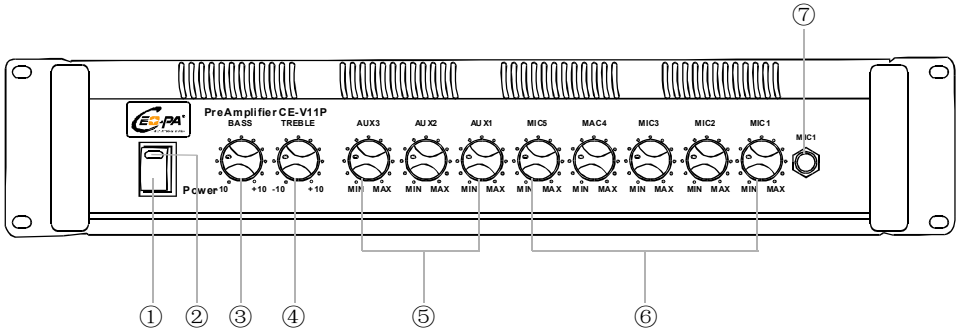


CE-V11P PRE AMPLIFIER

FEATURES

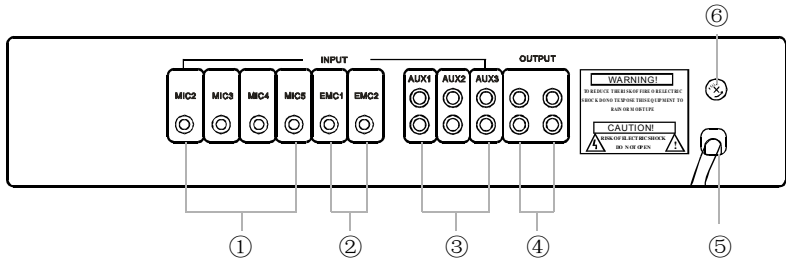
- 5 Microphone inputs,3 Auxiliary inputs,2 EMC inputs, 2 Outputs.
- Mute function.
- Individual volume control.
- Bass and Treble tone control.

FRONT PANEL



- ① Power switch
- ② Power indicator
- ③ Bass control
- ④ Treble control
- ⑤ AUX 3, 2, 1 volume control
- ⑥ MIC 1–MIC 5 volume control
- ⑦ MIC1 input

REAR PANEL AND CONNECTIONS



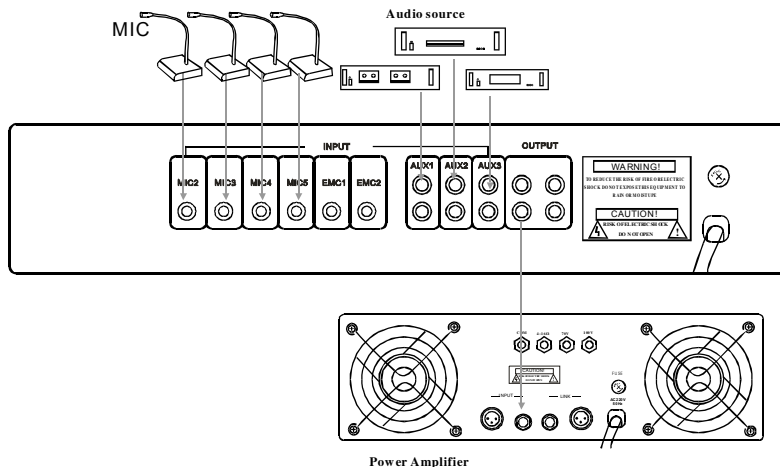
- ① MIC2, 3, 4, 5 inputs
- ② EMC1, EMC2 input
- ③ AUX1, 2, 3 inputs
- ④ Audio output
- ⑤ AC Power Cord
- ⑥ Fuse

MUTING FUNCTION



MIC input 2, 3, 4, 5 and AUX input 1, 2, 3 automatically muted by EMC 1, 2 input.
 (EMC 1, 2 input override the MIC 2, 3, 4, 5 and AUX 1, 2, 3 signals)
 MIC input 2, 3, 4, 5 and AUX input 1, 2, 3 and EMC 1, 2 are automatically muted by MIC 1 input (MIC1 input overrides the other input signals)

Connection



Specifications

INPUT	MIC1,2,3,4,5:600 Ω, <5mV, Unbalanced, EMC1 EMC2: <200mV Aux1,2,3:10k Ω, <200mV, Unbalanced.
Audio output	600 Ω, 0 dB
Frequency response	60Hz~15kHz (-3 db)
Signal/noise ratio	>70db
Tone	Bass: ±10dB at 100Hz Treble: ±10dB at 12kHz
Protection	AC FUSE (0.5A) ×1
Dimensions(LxWxH)	482mm×330mm×88mm
Net weight	7.5Kg
Gross weight	8.5 Kg

Specifications are subject to change without notice.



**CAUTION:Do not open the equipment cover arbitrarily,
so as not to electric shock.Please contact the professionals
to maintain if necessary .**

CEOPA corporation
www.ceopa.com